

## How to disable Popup Window Blockers

LAMS will only function properly if any popup window blockers have been disabled. Popup window blockers may affect the functionality of the Learner, Author, Monitor and Administration interfaces, and in particular will not allow Preview to operate in the Authoring interface. According to the browser you run on your computer, disable the popup window blocking function by following the steps below.

### Safari

The Safari browser works on Apple Macintosh computers.

Click on the Safari menu and then deselect Block PopUp Windows (see Figure 1).

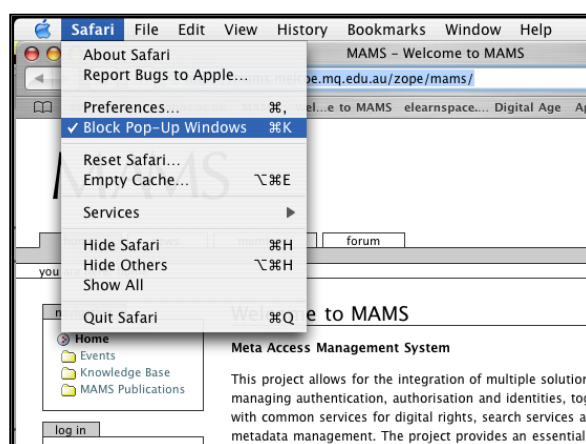


Figure 1: Safari Popup Window Blocker

### Firefox (Mozilla)

Click on Tools, then Options, then Web Features. The screen in Figure 2 will appear.

You have two options:

1. You can deselect the Block PopUp Windows box. This will allow all pop up windows to appear on your computer for any website.
2. You can click on the Allow Sites button in the right hand menu. Another screen will appear where you can add specific URLs. Popup window blockers will be allowed on those sites specified.

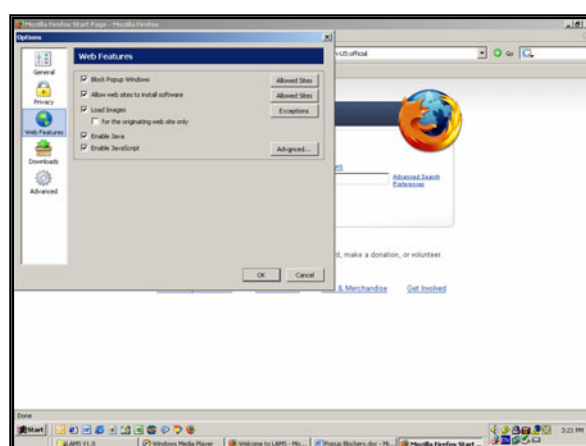


Figure 2: Firefox - Internet Options

## Internet Explorer

If you are using Windows XP with Service Pack 2, there is an inbuilt popup window blocker. When a popup window is blocked, the screen in Figure 3 appears. Choose between 'Temporarily Allow Pop-ups' and 'Always Allow Popups from this Site'.

Internet Explorer used on computers operating Windows 2000 will not automatically block popup windows, but you may have an option activated that will block these windows. Some browsers may be configured to block popups via the Toolbar. Look for an Options button on the Toolbar, click on it, find Accessories, and then uncheck the Popup Blocker.



Figure 3: Windows XP - Popup Blocker

## Other MS Windows Popup Blockers

Other browser plug-ins, such as **Yahoo Toolbar** or **ICQ** can potentially block LAMS windows.

For instance in the case of the Yahoo Toolbar, you need to configure it to allow popup windows to be shown. To do so, you should click on the Yahoo Toolbar Options and uncheck the Popup Blocker Option, as displayed on Figure 4.

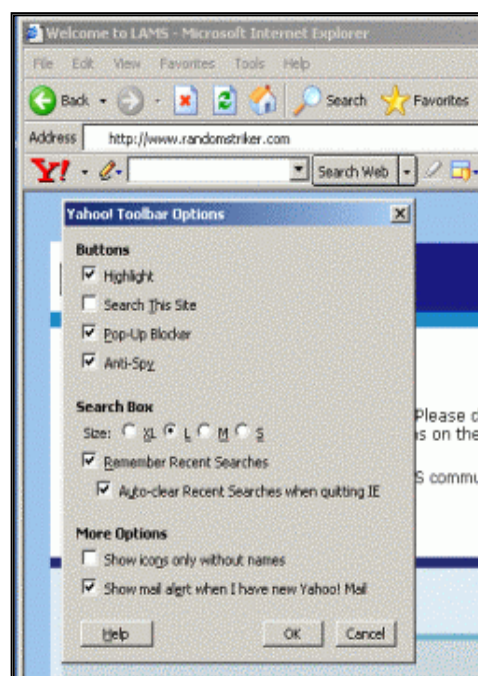


Figure 4: Yahoo Toolbar Options